

# LUXA 103 S360-101-12 AP WH

Item no.: 1030063



## Presence and motion detectors Ceiling installation outdoor

### Description

- Passive infrared presence detector, surface-mounting
- 1 channel light (relay 230 V) and 1 channel presence (relay potential-free for HVAC control)
- Circular detection area 360°, Ø 12 m (113 m²) at 3 m mounting height
- Extension of the detection area by parallel switching, a maximum of 8 detectors can be connected in parallel
- Networking with wall detector theMura Slave possible
- Connection option for push-button for manual switching
- Operation as fully or semi-automatic possible
- One directional brightness measurement (mixed light measurement)
- Teach-in function, pulse function, test function, staircase lighting function
- Ready for operation immediately due to factory presetting
- Changes of values and settings are possible with potentiometers and with one of these optional remote controls:
  - App/universal remote control theSenda B
  - Service remote control theSenda P
  - Optional user remote control for manual override theSenda S/theSenda B
- Restriction of the detection range possible
- Also suitable for outdoor applications, by changing the installation location the detection range is reduced to Ø 8 m



### Technical data

LUXA 103 S360-101-12 AP WH	
Operating voltage	230 V AC
Frequency	50 Hz
Stand-by consumption	ca. 0.5 W
Light measurement	Mixed light measurement
Colour	White
Switching output	Light   Presence
Installation type	Ceiling installation
Setting range brightness	5 lx - 1000 lx
Detection angle	360°
Installation height	2.5 - 3.5 m
Light switch-off delay	15 s - 30 min
Presence switch-off delay	10 s - 120 min
Switch-on delay presence	0 s - 10 min

LUXA 103 S360-101-12 AP WH	
Incandescent/halogen lamp load	2300 W
Inrush current	max. 500 A / 200 µs
LED lamp 2-8 W	400 W
LED lamp > 8 W	400 W
Lamp types	Incandescent/halogen lamps, fluorescent lamps, Energy saving lamps, LEDs
Detection range	113 m² (Ø 12 m   360°)
Detection range	Round
Remote controlled	✓
Ambient temperature	-25°C ... 55°C
Type of protection	IP 54

Subject to technical changes and misprints

additional information at: [www.theben.de/product/1030063](http://www.theben.de/product/1030063)

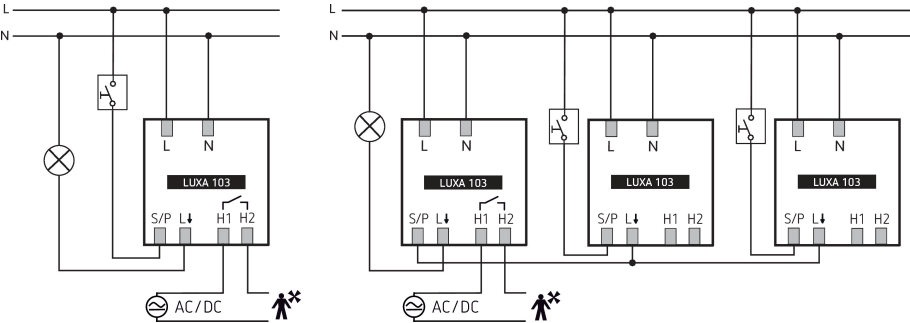
The load data are determined with exemplary selected illuminants and are therefore typical data due to the large number of available products.

# LUXA 103 S360-101-12 AP WH

Item no.: 1030063

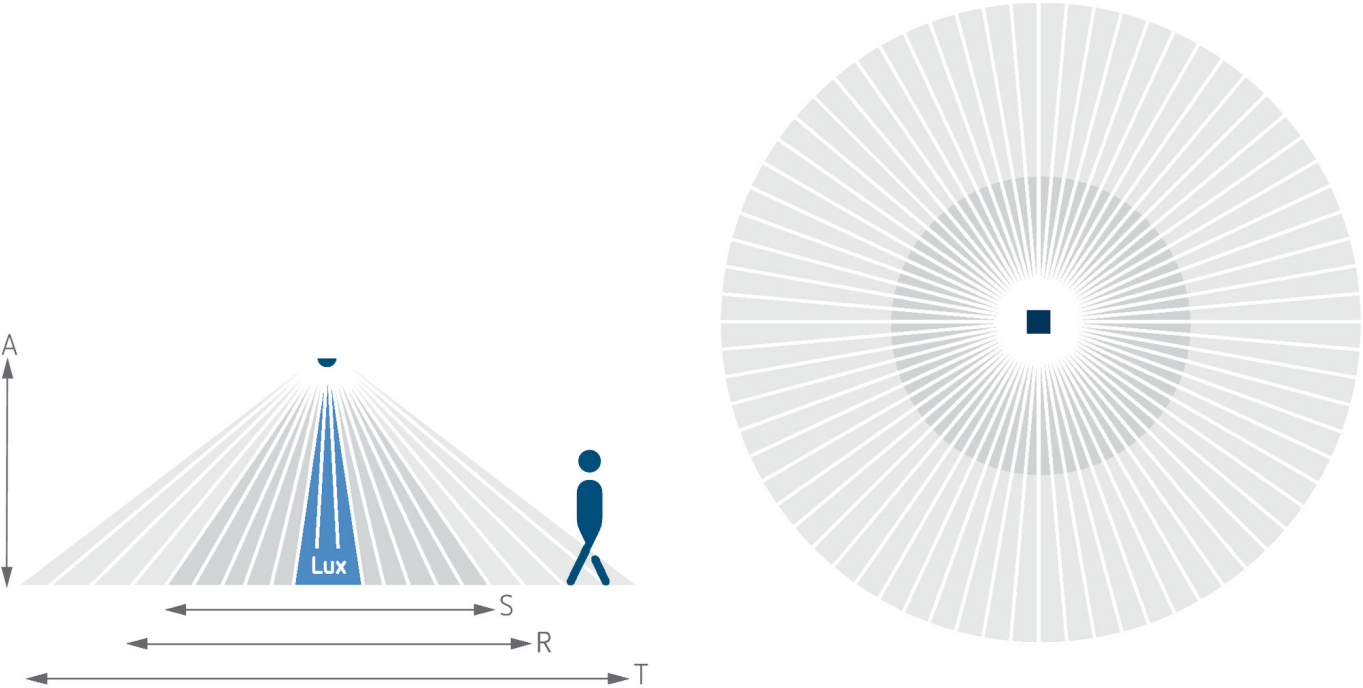


## Connection example



## Detection range for planning applications at a temperature of 21 °C

Mounting height (A)	Sitting (S)	Diagonally (T)	Head on to (R)
2.5 m	13 m²   4 m	78 m²   10 m	28 m²   6 m
3 m	20 m²   5 m	113 m²   12 m	28 m²   6 m
3.5 m	20 m²   5 m	78 m²   10 m	28 m²   6 m

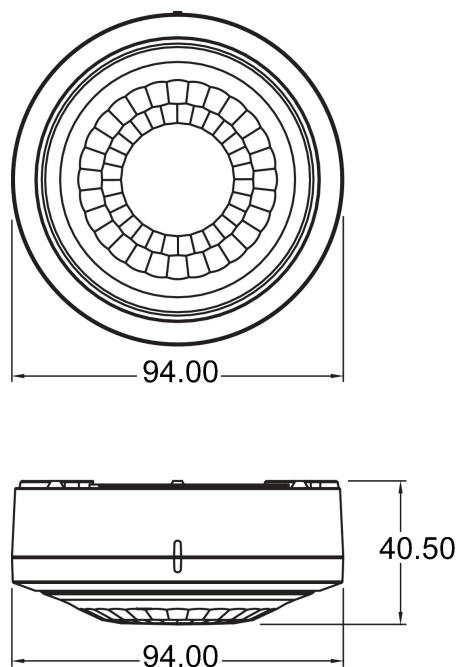


# LUXA 103 S360-101-12 AP WH

Item no.: 1030063

**theben**

## Scale drawings



## Accessories

### theSenda P

Item no.: 9070910



### theSenda S

Item no.: 9070911



### theSenda B

Item no.: 9070985



### Surface box LUXA 103 BK

Item no.: 9070843



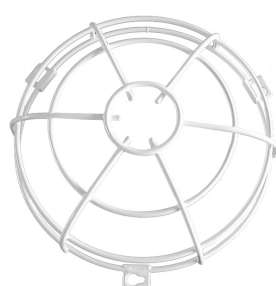
### Surface box LUXA 103 GR

Item no.: 9070844



### QuickSafe

Item no.: 9070531



Subject to technical changes and misprints

additional information at: [www.theben.de/product/1030063](http://www.theben.de/product/1030063)

The load data are determined with exemplary selected illuminants and are therefore typical data due to the large number of available products.

15/06/2025

Page 3 of 3