

# RMG 4 U KNX


Item no.: 4930223



## Home and Building control KNX

### Description

- 4-way switching actuator MIX2
- Base module MIX2
- Can be upgraded to maximum of 12 channels
- Up to two extension modules MIX or MIX2 can be connected to one base module
- Device and KNX bus module can be swapped independently of each other
- Removable KNX bus module enables devices to be changed without reprogramming
- Manual set-up and use of switching actuators is possible without KNX bus module
- LED switching status display for each channel
- Manual operation on device (even without bus connection)
- Adjustable characteristics: e.g. switching, delayed switching, pulse function
- Links, type of contact (NC contact/NO contact) and participation in central commands such as continuous On, continuous Off, central switching and save/call up scene
- Switching functions: On/Off, pulse, On/Off delay, staircase light with warning
- Logical links: e.g. lock, AND, release, OR



### Technical data

RMG 4 U KNX	
Operating voltage KNX	Bus voltage, ≤4 mA
Operating voltage	110 – 240 V AC 50 – 60 Hz
Frequency	50 – 60 Hz
Stand-by consumption	~0.3 W
Installation type	DIN rail
Width	4 modules
Type of connection	KNX bus terminal
Max. cable cross section	Solid wire: 0.5 mm <sup>2</sup> (Ø 0.8) to 4 mm <sup>2</sup>   Stranded wire with end sleeve: 0.5 mm <sup>2</sup> to 2.5 mm <sup>2</sup>
Number of channels	4
Type of contact	NO contact, 16 A, 3 A
Opening width	< 3 mm
Resistive load	3680 W

RMG 4 U KNX	
Incandescent/halogen lamp load	2000 W
Fluorescent lamp load (conventional) parallel-corrected	1300 W (140 µF)
Fluorescent lamp load (conventional) not corrected	2000 VA
Fluorescent lamp load (electronic ballast)	1200 W
Energy saving lamps	300 W
LED lamp < 2 W	55 W
LED lamp 2-8 W	600 W
LED lamp > 8 W	600 W
Inrush current	max. 800 A / 200 µs
Voltage output	240 V AC
Switching output	Potential-free

Subject to technical changes and misprints

additional information at: [www.theben.de/product/4930223](http://www.theben.de/product/4930223)

The load data are determined with exemplary selected illuminants and are therefore typical data due to the large number of available products.

20/07/2020

Page 1 of 3

# RMG 4 U KNX

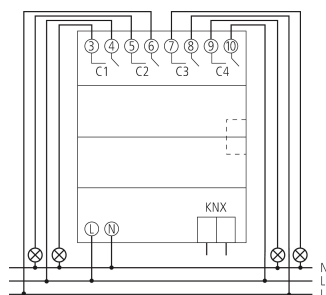
Item no.: 4930223

## Technical data

RMG 4 U KNX	
Switching of various phases	Possible
Suitable for SELV	Yes if all channels switch at SELV
C load	–
Type	Base module

RMG 4 U KNX	
Ambient temperature	-5°C ... 45°C
Type of protection	IP 20
Protection class	II

## Connection example

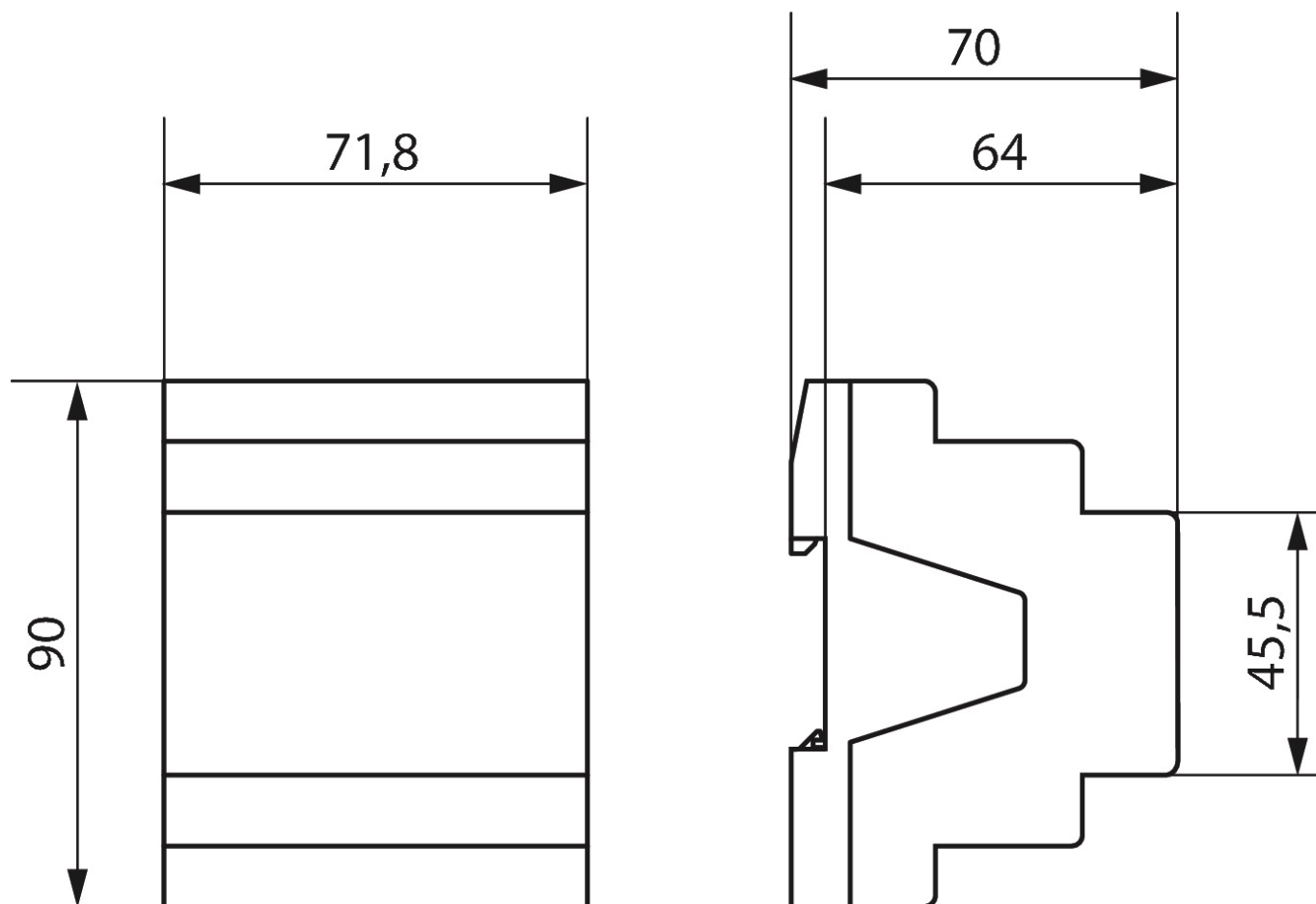


# RMG 4 U KNX

Item no.: 4930223

**theben**  
energy saving comfort

## Scale drawings



Subject to technical changes and misprints

additional information at: [www.theben.de/product/4930223](http://www.theben.de/product/4930223)

The load data are determined with exemplary selected illuminants and are therefore typical data due to the large number of available products.

20/07/2020

Page 3 of 3