

PlanoCentro EWH-A KNX

Item no.: 2059102

Presence and motion detectors Indoor detectors

Description

- Presence detector (PIR)
- For ceiling installation (false ceilings)
- With installation for false ceilings and cover
- Square 360° detection area allows accurate and simple planning
- Flush design
- Mixed light measurement
- Presence and brightness-dependent control for lighting and HVAC systems
- Choice of fully or semi-automatic lighting control
- Connection option for sensors or switches for manual switching with automatic recognition
- Adjustable sensitivity
- Can be configured remotely
- Installation with mechanical stop
- Lighting control with brightness threshold value and self-learning switch-off delay
- Pulse function for staircase time switch
- Presence output with switch-on and switch-off delay
- Room monitoring with selective movement detection
- Management remote control SendaPro 868-A (optional)
- theSenda S user remote control (optional)
- Parameters can be selected for subsequent changes
- Test operation mode checks the detection area and brightness threshold
- Individual covers available on request



Technical data

PlanoCentro EWH-A KNX	
Installation height	2 – 3.5 m
Measuring range brightness	5 – 2000 lx
Detection angle	360°
Type of connection	KNX bus terminal
Installation type	Ceiling mounting with mounting frame
Light switch-off delay	30 s – 60 min
Lamps	Energy saving lamps, fluorescent lamps, Incandescent/halogen lamps, LEDs

PlanoCentro EWH-A KNX	
Light measurement	Mixed light measurement
Presence switch-off delay	10 s – 120 min
Switch-on delay presence	10 s – 30 min
Ambient temperature	0°C ... 50°C
Detection range	81 m ² (9,0 x 9,0 m)
Colour	White
Type of protection	IP 40

Subject to technical changes and misprints

additional information at: www.theben.de/product/2059102

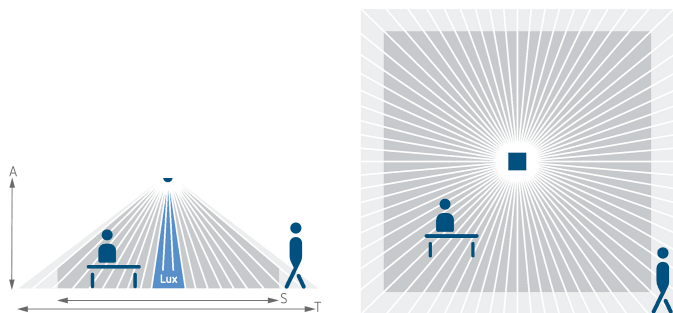
The load data are determined with exemplary selected illuminants and are therefore typical data due to the large number of available products.

PlanoCentro EWH-A KNX

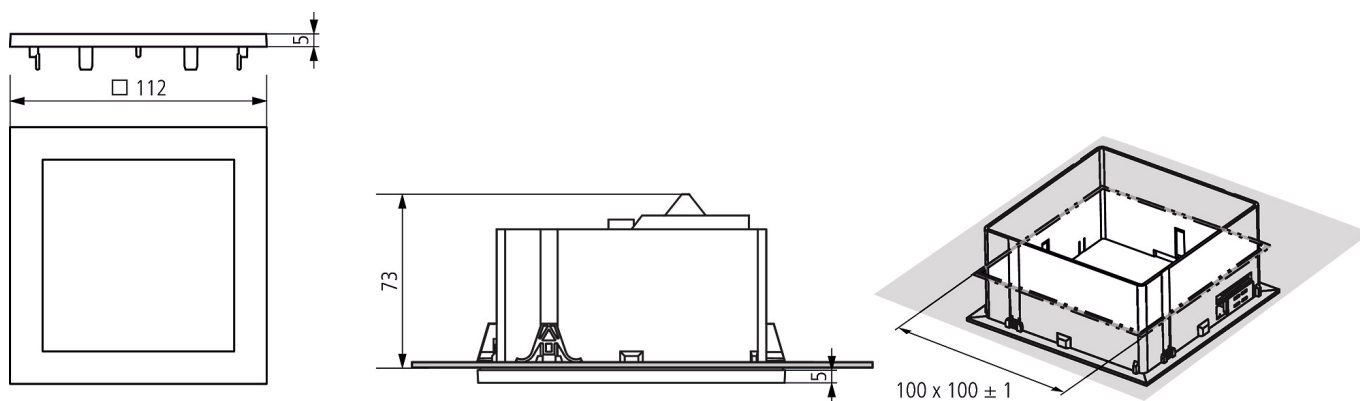
Item no.: 2059102

Detection range for planning applications

Mounting height (A)	Sitting (S)	Walking (T)
2 m	20 m ² 4.5 m x 4.5 m	36 m 6 m x 6 m ± 0.5 m
2.5 m	36 m ² 6 m x 6 m	64 m ² 8 m x 8 m ± 0.5 m
3 m	49 m ² 7 m x 7 m	81 m ² 9 m x 9 m ± 1 m
3.5 m	64 m ² 8 m x 8 m	100 m ² 10 m x 10 m ± 1 m



Scale drawings



Accessories

theSenda P
Item no.: 9070910



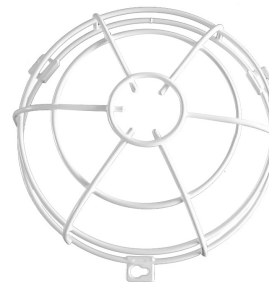
theSenda S
Item no.: 9070911



PlanoCover 76 SR
Item no.: 9070679



QuickSafe
Item no.: 9070531



Subject to technical changes and misprints

additional information at: www.theben.de/product/2059102

The load data are determined with exemplary selected illuminants and are therefore typical data due to the large number of available products.

PlanoCentro EWH-A KNX

Item no.: 2059102



Accessories

PlanoCover 112x112 EBK

Item no.: 9070678



PlanoSet RQ EWH

Item no.: 9070736



PlanoSet RR EWH

Item no.: 9070740



theSenda B

Item no.: 9070985



Subject to technical changes and misprints

additional information at: www.theben.de/product/2059102

The load data are determined with exemplary selected illuminants and are therefore typical data due to the large number of available products.

20/07/2020

Page 3 of 3